

# Safeguard Automation of Railway Using IOT

DNVSLs Indira<sup>[1]</sup>, K.Shamili Devi<sup>[2]</sup>, Ch.Kumar<sup>[2]</sup>, Ch.Vinayaka<sup>[2]</sup>, KNV Naresh<sup>[3]</sup>

Associate Professor<sup>[1]</sup>, Dept. of Information Technology,  
Student<sup>[2]</sup>, Dept. of Information Technology,  
Student<sup>[3]</sup>, Dept. of Computer Science and Engineering  
Gudlavalleru Engineering College, Gudlavalleru  
India

## ABSTRACT

Train mishaps are radically expanding step by step because of different reasons which can't be disregarded. Customary strategy for manual working of railroad door framework is one of the significant reasons for the event of mishaps at rail line crossing. Since doors of Railroad crossing are normally worked physically by a watchman, for the vast majority of the occasions entryways are kept shut for reasons unknown, expanding street traffic. As in certain spots there are no doors at railroad crossing and in certain territories watchmen are postponing in shutting entryways because of this the mishaps at rail street crossing are expanded. This paper expressly manages one of the most well-known issue that is mishaps at rail street intersection and congested driving conditions other than a railroad crossing.

Fire mishaps likewise happen in trains. At the point when these mishaps are happening in remote territories or during evening times the misfortune or harm being caused is at higher rates. The harm is heavier because of inappropriate reach of administration at opportune time because of ill-advised correspondence. This time delay is causing heavier harm. In this proposed framework smoke sensors are utilized to distinguish smoke go, demonstrating of fire mishap event and IR sensors for programmed door open close framework.

**Keywords:-** IOT, Railway, Arduino, Smoke Sensor

## I. INTRODUCTION

Railroad construction is the most used mode of transport in India. It is one of those strategies for transportation that presents many challenges due to human glass. There are commonly two sorts of level intersection bring up are looked out for level combination and unmanned level assembly. Right when we experience the bit by bit papers we run over different railroad fiascos happening at unmanned rail course combinations obstacle on track structure. This is essentially a result of the carelessness in manual exercises or nonattendance of workers. In order to keep up a vital good ways from the human bungles that could occur during the action of passages, the proposed system shows railroad entryway robotization.

Therefore the railroad entrance motorization structure plans to direct two things. This reduces the amount of time it takes for the entryway at Level Cross and further ensures the safety of passengers at Level Cross when the train is traveling. The decreasing in the quick human intercession during the passage movement subsequently lessens the disaster and troubles at the level cross. Since the door tries are modernized ward upon the sensors, the perfect open passage for which the section is closed is less.

The present structure joins the manual passage activity by the guards subject to the sign picked up from the power room. In any case, the pace of manual goof that could happen at these level crosses are high since they are hazardous to perform without genuine information about the train time table. The human blunders, for example, delay in admonishing the watchman about the appearance as for the train, delay in the gateway development by the gatekeeper, snag stuck in the level cross, and so on prompts the broadening pace of mishaps at the level cross.

This paper unequivocally manages one of the most well-known issue that is mishaps at rail street intersection and car influxes other than a railroad crossing. Since doors of Railroad crossing are generally worked physically by a watchman, for a large portion of the occasions entryways are kept shut for reasons unknown expanding street traffic. As in certain spots there are no doors at railroad crossing and in certain territories watchmen are postponing in shutting entryways because of this the mishaps at rail street crossing are expanded. The point of this paper is to plan and build up a programmed railroad door control framework at a level intersection. At present, in regular entryway control framework the activation of door at level intersection is constrained by the guard. At the point when a train leaves the station, the in-control individual of the station sends the sign to the nearest door administrator about the takeoff and appearance of the train. This human intercession

can be stayed away from via computerizing the procedure. In circumstances where the train is late because of some explanation, the entryways stay shut for long spans causing thick automobile overload close to the doors. This also can be avoided by this robotization.

## **II. LITERATURE SURVEY**

1. Robotization in unmanned railroad level intersection in IEEE,

ninth Worldwide Meeting on Savvy Frameworks and Control (ISCO)

Distributed on: Jan 2015

This paper manages the mechanization in unmanned and kept an eye on railroad intersections. As of late the mishaps in railroad level intersection are expanding. There are two kinds of level intersection Kept an eye on and Unmanned. The mishaps happening in both level intersections are extremely serious. Our work utilizes straightforward mechanical and electrical parts to control the railroad door. The Infrared indicator which is set at a couple of good ways from the door identifies the train and sends the sign to the controller. From the controller the sign is send to the clock which is associated with Drove show close to the door. Clock shows the time staying for shutting or opening of the door as indicated by the important circumstance. The power is transmitted from the controller to the engine which is associated with the L-formed chamber through the pinion of rack and pinion course of action. Therefore our paper shows a profoundly verified and safe mechanized level intersection with ease, which requires no human observing.

2. Arduino Based Programmed Railroad Entryway Control and Obstruction Identification Framework in Universal Diary of Cutting edge Exploration in Electrical, Hardware and Instrumentation Building.

Distributed on: May 2016

In rapidly developing countries, unmanned level crossing points are increasing in view of accidents and obstacles on track. No profitable advances have been taken so far in these zones. Our endeavor directs changed railroad entryway control at a level association displacing the sections worked by the gatekeepers and assertion of square on track. The rail's intimacy is realized by sensors mounted on the tracks by using a modified railroad passage control at the level convergence point. Therefore, the precise open way to which it is closed is a short

distance from the physically operated entryway. Black's verification on the railroad oversees two things, using sensors placed on the front of the train to detect any implications on the track, and to deliver a resistance disclosure message to the nearest railroad station through GSM progress.

At the Railroad Level Crossing Point Show, the proposed architecture uses infrared sensors to detect the look and feel of trains, an ultrasonic sensor to track the track, and the GSM and Arduino sections to control the sealing opening / control of the signal to the nearest railroad station. The latest 5-year (2009-10 to 2013-14) train problems survey, which shows data, shows that a number of failures take into account the mix of accidents and scale. A total of 2,547 railroad crossing disasters in 2014 triggered 2,575 passings and 126 injuries in the country, the NCRB said. It is up to us to take this initiative.

## **III. PROPOSED SYSTEM**

The proposed architecture uses infrared sensors to visualize the look and feel of trains at the railroad level convergence point. Train's approach when distinguished, signal as sound and notice light sign is given to suburbanites to caution about appearance of train towards station. Right when the presence of train is identified, the sensor perceives the train then the sign turns red and the device motor attempts to close the door. The entryway stays shut except if and until the train totally moves from the level cross. At the point when the takeoff of the train is distinguished continuously engine, the traffic signal turns green and the engine works to open the door.

This structure is made arrangements for working up an IOT contraption which can mechanize the railroad portal system continuously. This robotization entryway framework makes the door close and open framework programmed with the assistance of sensors. The principle motivation behind this mechanization is to decrease the mishaps and automobile overload at railroad crossing. This is likewise utilized in unmanned railroad door so as to stay away from mishaps.

Smoke sensor is likewise utilized in our task to identify the smoke which is regularly a marker of fire mishap. This gadget identifies the smoke when its power is more than the genuine range and gives an alert sound to the travelers in the train. Consequently sensors will assume an imperative job in computerizing the things alongside the assistance of engine and arduino as a controller.

The programmed railroad door framework utilizes two IR sensors in which IR1 facilitates the appearance of train and gives cautioning sign and afterward shuts the rail route entryway by utilizing gear engine. IR2 facilitates the flight of train and afterward opens the door by utilizing gear engine. Smoke sensor is likewise utilized which is utilized in identifying the smoke power in train when there is any fire mishaps. It distinguishes the measure of smoke in the event that it is more noteworthy than real range, at that point it starts caution sound demonstrating the event of fire mishaps in train. The Arduino Sketch is compiled, assembled and stacked to the Arduino board using the Arduino IDE.

Sensors on different sides of the passage are 1 km long. When Sensor 1 is mentioned, the component engine is turned on one way and the gateway is close and close until the train crosses the threshold. When the Sensor 2 engine turns, the visit path and the entrance opens and the engine stops. At the start of Sensor 1 the sign is quickly fixed and the passage closes after 5 seconds, so as to give drivers time to clear the portal area, to swear between sections and to stop sounding after the train crosses.

### 3.1. ADVANTAGES OF PROPOSED SYSTEM

- Less expensive.
- Reduces accidents.
- Reduce the road traffic at railway crossing.
- Reduce the time for which gate remains closed.
- Reduces the manpower.
- Provides safety to the users.
- The error is prevented due to manual operation.
- Sensors have long life time and less cost.

## IV. CODE SNIPPET



The program code is stacked on the Arduino UNO. In the program code, Arduino's standard open source libraries are first imported to create virtual queue correspondence. This is sought through the description of the elements that address the Arduino's circuit relationship with the MQ-2 sensor and IR sensor characters.


The **setup()** function is used to initialize the input and output pins of components. This is used to set

input to IR sensor that is object and smoke sensor also acts an input. Leds, motor input pins and buzzer acts as an output.

The **loop ()** function is called in which the smoke sensor which will read the value using the function `analogRead ()` and the value is stored in a variable. It peruses the IR sensor esteem utilizing the `digitalRead()` work and the worth is put away in a variable.

## V. WORKING MODEL





## VI. CONCLUSION

Customized entryway control system offer a fruitful technique to diminish the occasion of railroad accidents. This system can contribute a lot of favorable position either to the road customers or to the railroad the board. Since the arrangement is completely automated it might be used in remote towns where no station expert or line man is accessible. Railroad sensors are put at various sides of entryway. It is used to identify the appearance and trip of the train. This system uses the DC motor to open and close the throttle when it is turned clockwise or anticlockwise. LCD Show shows the state of the railroad entryway control structure. The structure similarly produces flag and light markers, while the train experiences a level combination. So by using this robotised system we can reduce setbacks.

## VII. FUTURE SCOPE

In future we can improve our task by utilizing RFID card peruser sensor which distinguishes the train even backward bearing. We can store the information of train appearance and takeoff over the cloud by utilizing information examination. We can make an application about the train status of area.

## REFERENCES

- [1] R. BoopalaVenkatesh, K. Kamalanathan, "Microcontroller Based Modified Railroad Gateway Control With Zero Incident," Vol. 3, Unprecedented Issue 2, Walk 2016.
- [2] Sayali R. More, Ruchira J. Raut, Rasika K. Tandel, Snehal D. Yendhe, "Astute Railroad Convergence Passage Control with Fast Adversary of Crash Alerted Structure," .
- [3] Jeong Y., Choon-Sung Nam, Hee-Jin Jeong, and Dong Shin, "Train Auto Control Structure reliant on OSGI", Widespread Gathering on Bleeding edge Correspondence Advancement, pp.276-279, 2008.
- [4] Karthik, Krishnamurthi, Monica Bobby, Vidya V, "Sensor based customized control of railroad entryways", All inclusive Journal of Front line Investigation in PC Planning and Advancement.